



AFRISOFT AFRICA CAN HELP YOU:

- Expose and highlight hidden inefficiencies
- Reduce costs and increase throughput
- Provide your team with information and insights they can trust
- improve quality and customer service.

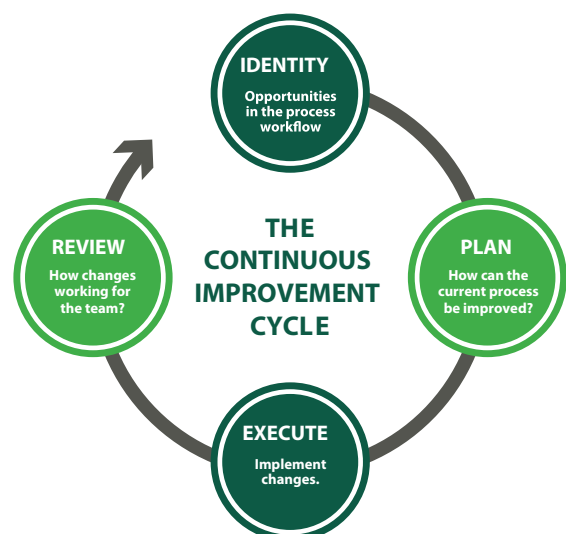
OUR APPROACH

Unlike many solutions that are driven by finance and cost accounting, our approach is operations focused and driven from bottom to top, starting with the collection of data at the source. Data is automatically verified and integrated to the ERP system, then presented directly to the machine operators in an easy to understand actionable format in real time.

In this way, operators and supervisors can identify problems and make corrections *before a problem becomes significant*. This approach yields faster improvement and shorter ROI, as well as empowering operators in the continuous improvement of the processes.

Building Blocks

- **Operational Metrics:** real-time feedback to operators designed to motivate and ensure shift targets are met.
- **Tactical Metrics:** provide real-time, actionable insights to highlight and drive improvements on the shop floor.
- **Strategic Metrics:** showing improvement trends, hidden capacity and root causes.



KEY COMPONENTS

We provide a complete solution, offering the tools and consulting required to realise improvements fast. We then work with you to maintain the system and help you realise the full potential of your plant.

Data Collection and Data Collection Devices

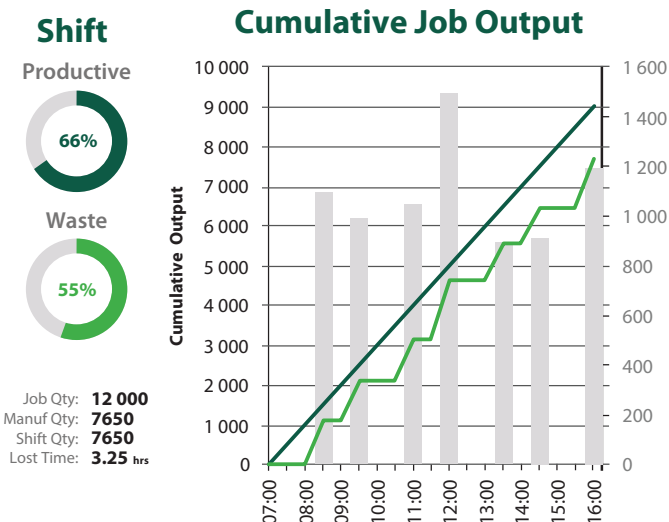
Using TransLution Software, Afrisoft works with you to identify the best methods to collect the data directly at source. Where appropriate we provide rugged handheld barcode or 2D scanners that capture data automatically, eliminating duplication and significantly reducing errors.

Operator feedback and dashboards

Using the collected data, real time metrics and targets are provided to the operator. The screens are contextual and only show the most important information relevant to the current operation. Problems can be highlighted and addressed immediately. We ensure that the metrics chosen are aligned with the operational strategy to ensure the alignment of goals and plant performance.

Plant Floor Scoreboard

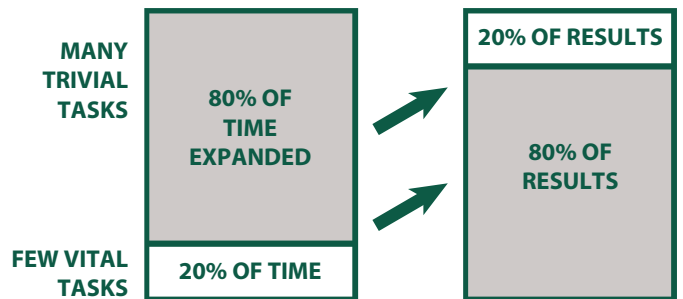
One of the most important concepts in Lean manufacturing is that of Visual Management. Our solution aggregates all operator dashboards and presents them in a visual way so that anyone can immediately see how the plant is performing against its targets and where there are problems. This allows the line support personnel to focus their attention where it is most needed.



We ensure that the metrics chosen are aligned with the operational strategy to ensure the alignment of goals and plant performance.

Production Reporting System

We are ardent supporters of the 80:20 rule - to get the maximum results with the least effort, or time, you should focus on the "vital few" leverage points that will make a real difference to the performance.



We provide the Production Supervisors with real-time visibility of their machines and operators, with frequent reporting intervals. Metrics such as output vs. hourly targets can be measured so that they can immediately be alerted when the process gets out of control.

To promote and support continuous improvement we provide Pareto charts and other indicators to highlight exactly where losses are occurring and the most important contributors to those losses by applying the Pareto principle.

All the data that is gathered as well as the relevant ERP data is aggregated and presented to the Production Manager so that he can:

- Observe trends,
- Compile production reports that will allow him to assess actual performance to standard for each machine, product line or department.
- Provide data that can easily be used in daily, weekly and monthly production reports which reconcile to financials.
- See an accurate stock picture both for WIP and uncontrolled floor stock, reducing the need for stock counts and reconciliations.

Benefits

- Shop floor visibility
- Real time actionable data
- Exposure of the hidden factory
- Reliable data
- Short interval control loops, where an operator can make a correction before the process gets out of control.
- Statistically stable process i.e. the process is more predictable and will deliver within a predictable band,
- Improved process capability i.e. it is easier for the process to perform within the specification limits thereby improving quality and service.

FURTHER BENEFITS

Once fully implemented the system will quickly build up a record of the entire manufacturing system thus laying a very solid foundation for more advanced or sophisticated solutions to be implemented. By laying this foundation many of the problems and reasons for failure of tools like MRP or Finite Capacity Scheduling will be overcome as they all rely on the master data being correct.

Accurate Costing

Once our solution is implemented and has gathered sufficient historical data, we are able to implement far more accurate and realistic BoM's and Routings. This real-world data also enables cost accountants to more accurately track variances and the true cost of all products.

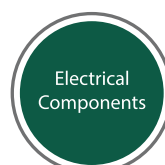
Finite Capacity Scheduling,

Sales departments expect that operations can supply a delivery date to the customer that is realistic and will be kept. Accurate setup and run time data allows effective modelling of the manufacturing process using a Finite Capacity scheduling tool.

Lot traceability and genealogy

With barcode scanners implemented and all jobs being tracked on the shop floor we are able to satisfy all traceability requirements supplying both forward and reverse genealogy information.

CUSTOMERS & INDUSTRIES WE SERVE



TransLution™ Software

TransLution™ software suite includes EazyScan, EazyTouch and Quality Manager. These simple-to-use applications allow data to be posted directly to the client's ERP software from hand-held scanners or touch screen devices.

The TransLution™ software suite is easily customisable with processes that range from simple stock movement transactions to managing complex business processes. There is no duplication of information and all process and master data is maintained only in the ERP Software. With a focus on flexibility and simple usability, TransLution™ has been implemented for clients in both warehousing and non-warehousing market segments, including processing shop floor and production data, quality data and document tracking.

TransLution™ EazyTouch allows data to be collected directly from electronic devices like scales and flow meters on a PC or a touch-screen device, while TransLution™ Quality Manager, enables product quality personnel to define test methods and specifications and record test results wherever they happen. The data captured for quality is built into standard EazyScan and EazyTouch software taking advantage of the flexibility, integration and simple user interface inherent to TransLution™.

For more information: www.translutionsoftware.com

TRANSLUTION™ PRODUCTS

TransLution™ EazyScan

EazyScan uses hand-held scanners to provide instant availability of process information which results in maximum control, increased information accuracy, traceability, reporting and improved decision making.

TransLution™ EazyTouch

EazyTouch runs on a standard PC or touchscreen where screens are configured to include only those operations relevant to each process, including buttons to print labels, view picking orders, stock count data, or reveal production instructions.

TRANSLUTION™ IN USE

Quality Management



Promotes compliance during the sampling process and ensures accurate recording of product quality and environmental factors during the production process. Quality Manager supports legislative requirements enabling traceability and product recalls.

Warehouse Management



A wide range of inventory management functions are supported from PO receiving, WIP transactions, GIT transactions, standard Inventory Transactions and Sales Order processing. Posting directly to ERP Software allows for accurate stock control and warehouse management.

Repairs Management



In a repair shop, tracking jobs and parts and monitoring the repair progress can be a challenging task. TransLution™ allows you to seamlessly track the entire repair process, including materials used and time spent on the repair.

Manufacturing



Accurate accounting of manufacturing costs requires detailed and timeous capture of both labour and materials data. Scanning and capturing data during a job or while moving a product allows for tighter controls in order to reduce waste, improve stock accuracy and increase productivity.